





























Stabilis



							
Cidofovir	0,21 & 8,12 mg/ml			2-8°C		24 	1
Cidofovir	0,21 & 8,12 mg/ml			30°C		24 	1
Cidofovir	0,2 & 8,1 mg/ml			-20°C		5 	71
Cidofovir	0,2 & 8,1 mg/ml			2-8°C		5 	71
Insulin	100 UI/ml			3-5°C		28 	468



Dictionnaire

	Listes récapitulatives		Stabilité des solutions
	Contenant		Polypropylène et polyéthylène
	Molécule		Concentration
	Solvant		Température
	Conservation		Durée de stabilité
	Bibliographie		NaCl 0,9% ou glucose 5%
	A l'abri de la lumière		Heure
	Lumière		Chlorure de sodium 0,9%
	Jour		Aucun
	Dictionnaire		